

# Amendments to XML bookings

Below are the necessary tags needed to make an amendment.

To find a purchase to amend use <PurchaseList> and <PurchaseDetail>.

To add new services individually use <ServiceAdd>.

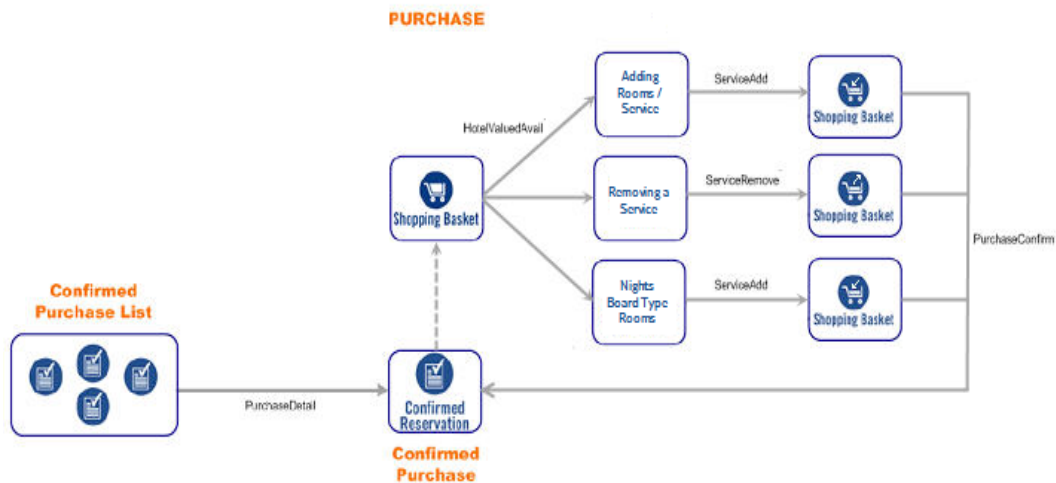
To remove an existing service use <ServiceRemove>.

To confirm the purchase with the new details use <PurchaseConfirm>.

Please note that you can only add to a purchase valued services and that Agency References, Holder or Paxes names can't be amended.

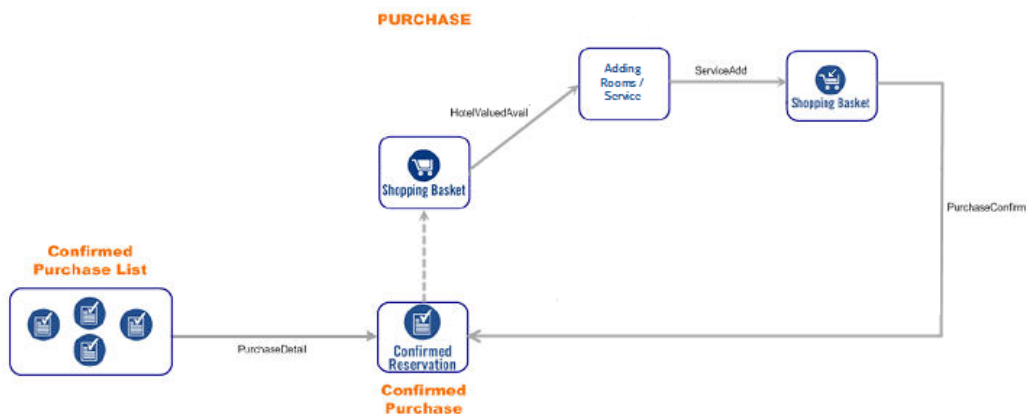
## GENERAL AMENDMENTS WORKFLOW

If you want more information in XML format for all types of amendments, you'll find it in the file ROOMS\_SERVICES.rar, also available in this USB.



## ADDING ROOMS OR SERVICES TO A CONFIRMED PURCHASE

### Workflow



You must find the confirmed booking (PurchaseDetail.xml), and check for availability in order to include the new service and / or room into the purchase (HotelValuedAvailRQ.xml and HotelValuedAvailRS.xml).

The example below shows an availability check for a single room in a different hotel:

```
<ServiceHotel xsi:type="ServiceHotel" availToken="atj1nqH0XtjewM4bR6ZfFg9H">
  <ContractList>
    <Contract>
      <Name>CG-TODOS</Name>
      <IncomingOffice code="102"/>
      <Classification code="NOR">Online Price</Classification>
    </Contract>
  </ContractList>
  <DateFrom date="20101121"/>
  <DateTo date="20101123"/>
  <Currency code="EUR">Euro</Currency>
  <HotelInfo xsi:type="ProductHotel">
    <Code>57</Code>
    <Name>Barcelona Universal</Name>
    <Category type="SIMPLE" code="4EST" shortname="4*">4 STARS</Category>
    <Destination type="SIMPLE" code="BCN">
      <Name>Barcelona</Name>
      <ZoneList>
        <Zone type="SIMPLE" code="44">Parallel</Zone>
      </ZoneList>
    </Destination>
    <ChildAge ageFrom="0" ageTo="12"/>
  </HotelInfo>
  <AvailableRoom>
    <HotelOccupancy>
      <RoomCount>1</RoomCount>
      <Occupancy>
        <AdultCount>1</AdultCount>
        <ChildCount>0</ChildCount>
      </Occupancy>
    </HotelOccupancy>
    <HotelRoom SHRUI="wGQirnwsB/xpEMT1gOo78Q==" availCount="10"
onRequest="N">
      <Board type="SIMPLE" code="BB-E10" shortname="BB">BED AND BREAKFAST</
Board>
      <RoomType type="SIMPLE" code="DUS-E10" characteristic="ST">DOUBLE/ TWIN
INDIVIDUAL USE STANDARD</RoomType>
      <Price>
        <Amount>204.500</Amount>
      </Price>
    </HotelRoom>
  </AvailableRoom>
</ServiceHotel>
```

After selecting the room, you need to retrieve the purchaseToken from the PurchaseDetail response and include it in <ServiceAdd> header (ServiceAddRQ.xml):

```
<ServiceAddRQ echoToken="DummyEchoToken" purchaseToken="TS095107518"
  xmlns="http://www.hotelbeds.com/schemas/2005/06/messages"
  xmlns:xsi="http://www.w3.org/2001/XMLSchema-instance" xsi:schemaLocation="http://
  www.hotelbeds.com/schemas/2005/06/messages ServiceAddRQ.xsd">
[...]
```

To confirm the modified booking use <PurchaseConfirm>. In this case, as you are only amending a confirmed booking, you don't need to include any information in <ServiceData>.

Below is the <PurchaseConfirm> request (PurchaseConfirmRQ.xml):

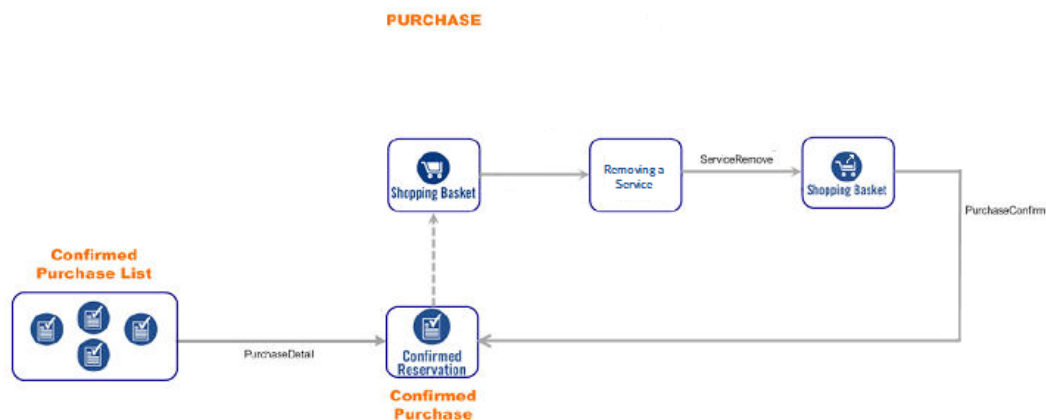
```
<PurchaseConfirmRQ echoToken="DummyEchoToken"
  xmlns="http://www.hotelbeds.com/schemas/2005/06/messages"
  xmlns:xsi="http://www.w3.org/2001/XMLSchema-instance"
  xsi:schemaLocation="http://www.hotelbeds.com/schemas/2005/06/messages
  PurchaseConfirmRQ.xsd">
  <Language>ENG</Language>
  <Credentials>
    <User>TEST</User>
    <Password>TEST</Password>
  </Credentials>
  <ConfirmationData purchaseToken="TS101734622">
  </ConfirmationData>
</PurchaseConfirmRQ>
```

Please note that as amendments to the Holder and AgencyReference are not allowed, this information is never included in amendments.

<purchaseToken> should be the same throughout the amendment process since you get it in PurchaseDetail.

After sending the confirmation (PurchaseConfirmRS.xml), the booking will be modified regarding the first one you had (please check PurchaseDetail\_After\_Amendment.xml).

## REMOVING A SERVICE



To remove a service from a confirmed purchase, it's not necessary to check for availability as we are going to modify an existent service.

In the example below we are going to remove the service with SPUI="102#H#1" (PurchaseDetail.xml).

To do that, we need:

1-a <ServiceRemove> request specifying the SPUI we want to remove and  
2-the <purchaseToken> we just got from <PurchaseDetail> (ServiceRemoveRQ.xml):

```
<ServiceRemoveRQ SPUI="102#H#1" echoToken="DummyEchoToken"
purchaseToken="TS105117805"
xmlns="http://www.hotelbeds.com/schemas/2005/06/messages"
xmlns:xsi="http://www.w3.org/2001/XMLSchema-instance"
xsi:schemaLocation="http://www.hotelbeds.com/schemas/2005/06/messages
ServiceRemoveRQ.xsd">
  <Language>ENG</Language>
  <Credentials>
    <User>TEST</User>
    <Password>TEST</Password>
  </Credentials>
</ServiceRemoveRQ>
```

Note that <purchaseToken> should be the same in all the amendment process since you get it in <PurchaseDetail>.

We'll receive the response from <ServiceRemove> with the selected room with status CANCELLED:

```
<HotelRoom SHRUI="fE4c7qKsm08+Gyn9dTjUQA=="
availCount="1" status="CANCELLED">
  <Board type="SIMPLE" code="RO-E10">ROOM ONLY</Board>
  <RoomType type="SIMPLE" code="DBL-E10"
characteristic="ST">DOUBLE STANDARD</RoomType>
  <Price>
    <Amount>0.000</Amount>
  </Price>
```

NOTE: If the room you are going to cancel has cancellation fees at the moment of cancellation, you will receive these cancellation fees in confirmation response as a supplement and they will be added to the final price of the booking. This applies to all services cancelled through the XML.

## MODIFYING NIGHTS / BOARD TYPE / ROOMS



## MODIFYING NIGHTS

To remove a service from a confirmed purchase, it's not necessary to check for availability as we are going to modify an existent service.

In the example below we are going to remove the service with SPUI="102#H#2" (PurchaseDetail.xml).

To make the amendment, you need to include the new booking details in the <ServiceAdd> request (ServiceAdd\_RQ.xml and ServiceAdd\_RS.xml).

In this case, the booking is from 21/11/2010 to 23/11/2010. We're going to amend it with the following details: check-in 20/11/2010, check out 25/11/2010.

In the <ServiceAdd> request you should inform the <purchaseToken> in the header of the request.

```
<ServiceAddRQ echoToken="DummyEchoToken" purchaseToken="TS095325953"
  xmlns="http://www.hotelbeds.com/schemas/2005/06/messages"
  xmlns:xsi="http://www.w3.org/2001/XMLSchema-instance" xsi:schemaLocation="http://
www.hotelbeds.com/schemas/2005/06/messages ServiceAddRQ.xsd">
  <Language>ENG</Language>
  <Credentials>
    <User>TEST</User>
    <Password>TEST</Password>
  </Credentials>
  <Service SPUI="102#H#2" xsi:type="ServiceHotel">
    <ContractList>
      <Contract>
        <Name>CG-TODOS</Name>
        <IncomingOffice code="102"/>
      </Contract>
    </ContractList>
    <DateFrom date="20101120"/>
    <DateTo date="20101125"/>
    <Currency code="EUR"/>
    <HotelInfo xsi:type="ProductHotel">
      <Code>149</Code>
      <Destination code="BCN" type="SIMPLE"/>
    </HotelInfo>
    <AvailableRoom>
    <HotelOccupancy>
      <RoomCount>1</RoomCount>
      <Occupancy>
        <AdultCount>1</AdultCount>
        <ChildCount>0</ChildCount>
      </Occupancy>
    </HotelOccupancy>
    <HotelRoom modifiesSHRUI="N7IIaUsI42IXGwkMNH5HQw==" onRequest="N">
      <Board code="BB-E10" type="SIMPLE"/>
      <RoomType characteristic="ST" code="DUS-E10" type="SIMPLE"/>
    </HotelRoom>
    </AvailableRoom>
  </Service>
</ServiceAddRQ>
```

Once you receive the <ServiceAdd> response with Status MODIFIED and the dates changed, you can continue with the confirmation of the modification.

**EXTRACT FROM SERVICE ADD RESPONSE:**

```
<Purchase purchaseToken="TS095325953" timeToExpiration="608594">
  <Reference>
    <FileNumber>1538064</FileNumber>
    <IncomingOffice code="102"/>
  </Reference>
  <Status>MODIFIED</Status>
  <Agency>
    <Code>3345</Code>
    <Branch>1</Branch>
  </Agency>
  <Language>ENG</Language>
  <CreationDate date="20100921"/>
  <CreationUser>TEST</CreationUser>
  <Holder type="AD">
    <Age>0</Age>
    <Name>TEST</Name>
    <LastName>TEST</LastName>
  </Holder>
  <AgencyReference>TEST AGENCYREF</AgencyReference>
  <ServiceList>
    <Service xsi:type="ServiceHotel" SPUI="102#H#2">
      <Reference>
        <FileNumber>1538064-H2</FileNumber>
        <IncomingOffice code="102"/>
      </Reference>
      <Status>MODIFIED</Status>
      <ContractList>
        <Contract>
          <Name>CG-TODOS</Name>
          <IncomingOffice code="102"/>
        </Contract>
      </ContractList>
      <Supplier name="HOTELBEDS PRODUCT,S.L.U." vatNumber="B38877676"/>
      <DateFrom date="20101120"/>
      <DateTo date="20101125"/>
    </Service>
  </ServiceList>
  [...]
</Purchase>
```

**PURCHASE CONFIRM REQUEST:**

```
<PurchaseConfirmRQ echoToken="DummyEchoToken"
  xmlns="http://www.hotelbeds.com/schemas/2005/06/messages"
  xmlns:xsi="http://www.w3.org/2001/XMLSchema-instance" xsi:schemaLocation="http://
  www.hotelbeds.com/schemas/2005/06/messages PurchaseConfirmRQ.xsd">
  <Language>ENG</Language>
```

```
<Credentials>
  <User>TEST</User>
  <Password>TEST</Password>
</Credentials>
<ConfirmationData purchaseToken="TS095325953">
</ConfirmationData>
</PurchaseConfirmRQ>
```

Note that purchaseToken should be the same in all the amendment process since you get it in PurchaseDetail.

## MODIFYING BOARD TYPE

To add a new board type to a confirmed purchase, it's not necessary to request availability as we are going to modify an existent service, but we recommend doing it in order for you to know the different board types available.

In the example below we are going to add the new board type to the service with SPUI="102#H#2" (PurchaseDetail.xml).

To do the amendment, you need to include in the <ServiceAdd> request the new information about board type (ServiceAdd\_RQ.xml and ServiceAdd\_RS.xml).

In the example below, the booking has a bed and breakfast basis and we are going to change it to room only basis.

In the <ServiceAdd> request you should inform the <purchaseToken> in the header of the request.

```
<ServiceAddRQ echoToken="DummyEchoToken" purchaseToken="TS121310425"
xmlns="http://www.hotelbeds.com/schemas/2005/06/messages"
xmlns:xsi="http://www.w3.org/2001/XMLSchema-instance" xsi:schemaLocation="http://www.
hotelbeds.com/schemas/2005/06/messages ServiceAddRQ.xsd">
  <Language>ENG</Language>
  <Credentials>
    <User>TEST</User>
    <Password>TEST</Password>
  </Credentials>
  <Service SPUI="102#H#2" xsi:type="ServiceHotel">
    <ContractList>
      <Contract>
        <Name>CG-TODOS</Name>
        <IncomingOffice code="102"/>
      </Contract>
    </ContractList>
    <DateFrom date="20101120"/>
    <DateTo date="20101125"/>
    <Currency code="EUR"/>
    <HotelInfo xsi:type="ProductHotel">
      <Code>149</Code>
      <Destination code="BCN" type="SIMPLE"/>
    </HotelInfo>
    <AvailableRoom>
```

```

<HotelOccupancy>
<RoomCount>1</RoomCount>
<Occupancy>
<AdultCount>1</AdultCount>
<ChildCount>0</ChildCount>
</Occupancy>
</HotelOccupancy>
<HotelRoom modifiesSHRUI="Ku+IPPtsb4JOwnNX/dG7gQ==" onRequest="N">
<Board code="RO-E10" type="SIMPLE"/>
<RoomType characteristic="ST" code="DUS-E10" type="SIMPLE"/>
</HotelRoom>
</AvailableRoom>
</Service>
</ServiceAddRQ>

```

Once you receive the <ServiceAdd> response with Status MODIFIED and the dates changed, you can continue with the confirmation of the modification.

**EXTRACT FROM SERVICE ADD RESPONSE:**

```

<Purchase purchaseToken="TS121310425" timeToExpiration="1752808">
<Reference>
<FileNumber>1538064</FileNumber>
<IncomingOffice code="102"/>
</Reference>
<Status>MODIFIED</Status>
[...]
<AvailableRoom>
<HotelOccupancy>
<RoomCount>1</RoomCount>
<Occupancy>
<AdultCount>1</AdultCount>
<ChildCount>0</ChildCount>
<GuestList>
<Customer type="AD">
<CustomerId>3</CustomerId>
<Age>30</Age>
<Name>TEST</Name>
<LastName>TEST</LastName>
</Customer>
</GuestList>
</Occupancy>
</HotelOccupancy>
<HotelRoom SHRUI="Ku+IPPtsb4JOwnNX/dG7gQ==" availCount="1" status="MODIFIED">
<Board type="SIMPLE" code="RO-E10">ROOM ONLY</Board>
<RoomType type="SIMPLE" code="DUS-E10" characteristic="ST">DOUBLE/ TWIN INDIVIDUAL
USE STANDARD</RoomType>
<Price>
<Amount>622.050</Amount>
</Price>

```



## PURCHASE CONFIRM REQUEST:

```
<PurchaseConfirmRQ echoToken="DummyEchoToken"
  xmlns="http://www.hotelbeds.com/schemas/2005/06/messages"
  xmlns:xsi="http://www.w3.org/2001/XMLSchema-instance" xsi:schemaLocation="http://
www.hotelbeds.com/schemas/2005/06/messages PurchaseConfirmRQ.xsd">
  <Language>ENG</Language>
  <Credentials>
    <User>TEST</User>
    <Password>TEST</Password>
  </Credentials>
  <ConfirmationData purchaseToken=" TS121310425">
  </ConfirmationData>
</PurchaseConfirmRQ>
```

Note that purchaseToken should be the same in all the amendment process since you get it in PurchaseDetail.

## MODIFYING A ROOM

To modify a room from a confirmed purchase you have to request availability, in order to know if there is availability in other rooms. It's also possible to make the amendment without requesting availability if you already know the rooms you want.

In the example below we are going to modify a room with SPUI="102#H#2" (PurchaseDetail.xml).

As you're going to add a new room, you need to make a request to <HotelValuedAvail> (HotelValuedAvail\_RQ.xml and HotelValuedAvail\_RS.xml).

In order to modify the room, it's necessary to include the new room information in the ServiceAdd request (ServiceAdd\_RQ.xml and ServiceAdd\_RS.xml). In this case, the booking is for a double room and we are going to change it into a triple room.

In the <ServiceAdd> request you should inform the <purchaseToken> in the header of the request.

```
<ServiceAddRQ echoToken="DummyEchoToken" purchaseToken="TS011458703"
  xmlns="http://www.hotelbeds.com/schemas/2005/06/messages"
  xmlns:xsi="http://www.w3.org/2001/XMLSchema-instance" xsi:schemaLocation="http://www.
hotelbeds.com/schemas/2005/06/messages ServiceAddRQ.xsd">
  <Language>ENG</Language>
  <Credentials>
    <User>TEST</User>
    <Password>TEST</Password>
  </Credentials>
  <Service SPUI="102#H#1" availToken="0GXWTA3M4upvTOjCb/fvxAcQ"
  xsi:type="ServiceHotel">
  <ContractList>
  <Contract>
  <Name>CG-BAR 23</Name>
  <IncomingOffice code="102"/>
```

```

</Contract>
</ContractList>
<DateFrom date="20101121"/>
<DateTo date="20101123"/>
<Currency code="EUR"/>
<HotelInfo xsi:type="ProductHotel">
<Code>69</Code>
<Destination code="BCN" type="SIMPLE"/>
</HotelInfo>
<AvailableRoom>
<HotelOccupancy>
<RoomCount>1</RoomCount>
<Occupancy>
<AdultCount>2</AdultCount>
<ChildCount>0</ChildCount>
<GuestList>
<Customer type="AD">
<Age>45</Age>
</Customer>
</GuestList>
</Occupancy>
</HotelOccupancy>
<HotelRoom modifiesSHRUI="fE4c7qKsm08+Gyn9dTjUQA==" onRequest="N">
<Board code="RO-E10" type="SIMPLE"/>
<RoomType characteristic="ST" code="TPL-E10" type="SIMPLE"/>
</HotelRoom>
</AvailableRoom>
</Service>
</ServiceAddRQ>

```

The <PurchaseConfirm> request is the same as in the other cases, but with the new purchaseToken received in <PurchaseDetail> response.

## OTHER TYPES OF AMENDMENTS

You can also modify rooms of the same type. For example, cancelling 2 rooms from a confirmed booking of 3 rooms.

For this type of amendment, you don't need to make <HotelValuedAvail> request. You can send directly the <ServiceAdd> with the information about purchase token in the header of the request.

```

<ServiceAddRQ echoToken="DummyEchoToken" purchaseToken="TS014548810"
xmlns="http://www.hotelbeds.com/schemas/2005/06/messages"
xmlns:xsi="http://www.w3.org/2001/XMLSchema-instance" xsi:schemaLocation="http://www.
hotelbeds.com/schemas/2005/06/messages ServiceAddRQ.xsd">
<Language>ENG</Language>
<Credentials>
<User>TEST</User>

```

```

<Password>TEST</Password>
</Credentials>
<Service SPUI="102#H#1" xsi:type="ServiceHotel">
<ContractList>
<Contract>
<Name>CG-BAR 23</Name>
<IncomingOffice code="102"/>
</Contract>
</ContractList>
<DateFrom date="20101121"/>
<DateTo date="20101123"/>
<Currency code="EUR"/>
<HotelInfo xsi:type="ProductHotel">
<Code>69</Code>
<Destination code="BCN" type="SIMPLE"/>
</HotelInfo>
<AvailableRoom>
<HotelOccupancy>
<RoomCount>2</RoomCount>
<Occupancy>
<AdultCount>2</AdultCount>
<ChildCount>0</ChildCount>
<GuestList>
<Customer type="AD">
<Age>45</Age>
</Customer>
</GuestList>
</Occupancy>
</HotelOccupancy>
<HotelRoom modifiesSHRUI="yyyaDMjLD7LeR2Me5jC9RA==" status="MODIFIED">
<Board code="RO-E10" type="SIMPLE"/>
<RoomType characteristic="ST" code="TPL-E10" type="SIMPLE"/>
</HotelRoom>
</AvailableRoom>
</Service>
</ServiceAddRQ>

```

**EXTRACT FROM SERVICE ADD RESPONSE:**

```

<Purchase purchaseToken="TS014548810" timeToExpiration="1697304">
<Reference>
<FileNumber>1538404</FileNumber>
<IncomingOffice code="102"/>
</Reference>
<Status>MODIFIED</Status>
[...]
<AvailableRoom>
<HotelOccupancy>
<RoomCount>2</RoomCount>

```

```

<Occupancy>
<AdultCount>2</AdultCount>
<ChildCount>0</ChildCount>
<GuestList>
<Customer type="AD">
<CustomerId>3</CustomerId>
<Age>30</Age>
<Name>TEST</Name>
<LastName>TEST</LastName>
</Customer>
<Customer type="AD">
<CustomerId>4</CustomerId>
<Age>30</Age>
</Customer>
<Customer type="AD">
<CustomerId>5</CustomerId>
<Age>30</Age>
</Customer>
<Customer type="AD">
<CustomerId>6</CustomerId>
<Age>30</Age>
</Customer>
</GuestList>
</Occupancy>
</HotelOccupancy>
<HotelRoom SHRUI="1ULfz5lsfwS4cyByOKYhoQ==" availCount="2" status="MODIFIED">
<Board type="SIMPLE" code="RO-E10">ROOM ONLY</Board>
<RoomType type="SIMPLE" code="TPL-E10" characteristic="ST">TRIPLE STANDARD</
RoomType>
<Price>
<Amount>383.720</Amount>
</Price>
[...]
```

You can also choose which of the paxes will stay in the booking by selecting them at the <ServiceAdd> step of the amendment:

```

<ServiceAddRQ echoToken="DummyEchoToken" purchaseToken="TS053747461"
xmlns="http://www.hotelbeds.com/schemas/2005/06/messages"
xmlns:xsi="http://www.w3.org/2001/XMLSchema-instance" xsi:schemaLocation="http://www.
hotelbeds.com/schemas/2005/06/messages ServiceAddRQ.xsd">
[...]
```

```

<AvailableRoom>
<HotelOccupancy>
<RoomCount>1</RoomCount>
<Occupancy>
<AdultCount>2</AdultCount>
<ChildCount>0</ChildCount>
<GuestList>
```

```
<Customer type="AD">
<CustomerId>1</CustomerId>
<Age>0</Age>
<Name>TEST</Name>
<LastName>TEST</LastName>
</Customer>
<Customer type="AD">
<CustomerId>6</CustomerId>
<Age>0</Age>
<Name>TESTA</Name>
<LastName>TEST</LastName>
</Customer>
</GuestList>
</Occupancy>
</HotelOccupancy>
<HotelRoom modifiesSHRUI="HWRdSMARtc7ho5zgat+zlg==" status="MODIFIED">
<Board code="HD-E10" type="SIMPLE"/>
<RoomType characteristic="ST" code="DBL-E10" type="SIMPLE"/>
</HotelRoom>
</AvailableRoom>
</Service>
</ServiceAddRQ>
```